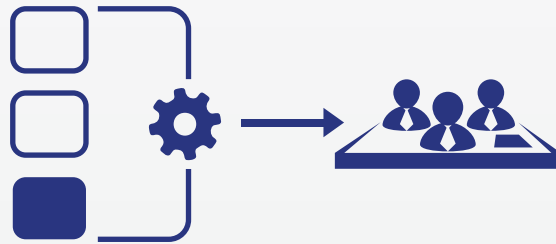


# Automatch from TargetRecruit

Make the most of your candidate database and waste no time submitting the perfect candidate to the perfect job. Automatch from TargetRecruit automatically matches candidates to jobs and jobs to candidates based on your matching preferences.

# How it works

Automatch will automatically display a list of candidates every time a job is entered into the system either manually or from a VMS. Automatch will also automatically display jobs for a candidate every time a candidate is entered into the system. This way recruiters do not need to manually create searches for every new job and will decrease your time-to-fill.



Jobs and  
candidates are  
entered into  
the system

Automatch  
presents  
candidates for  
jobs and jobs  
for candidates

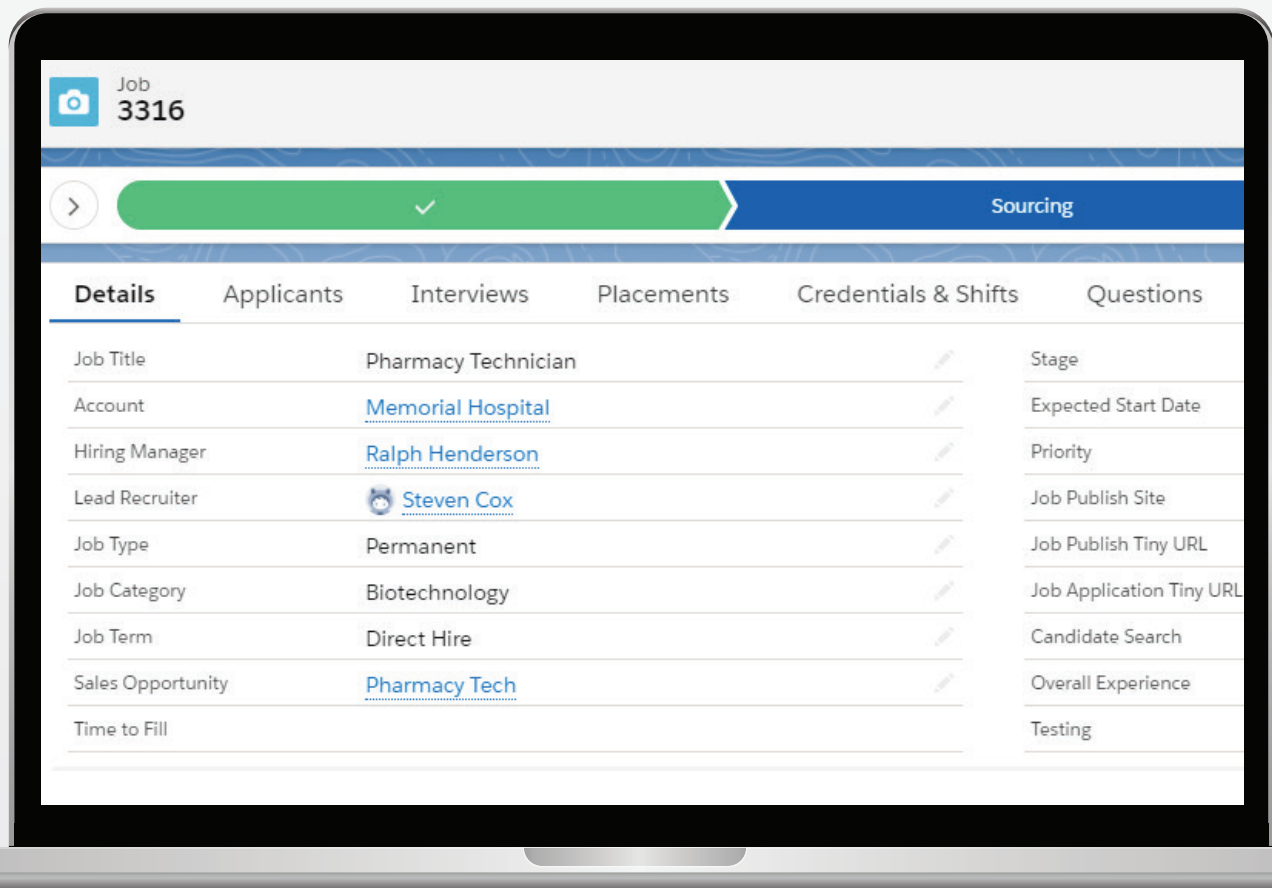
Notify, add to  
Hotbook, send  
email, filter  
and more

## Step 1 : Automated Search

The Automatch engine pre-populates the keyword search by taking the 'Desired Skills' listed on the job and Skill Set listed on the candidate, both of which are automatically updated by TargetRecruit based on client specific keywords.

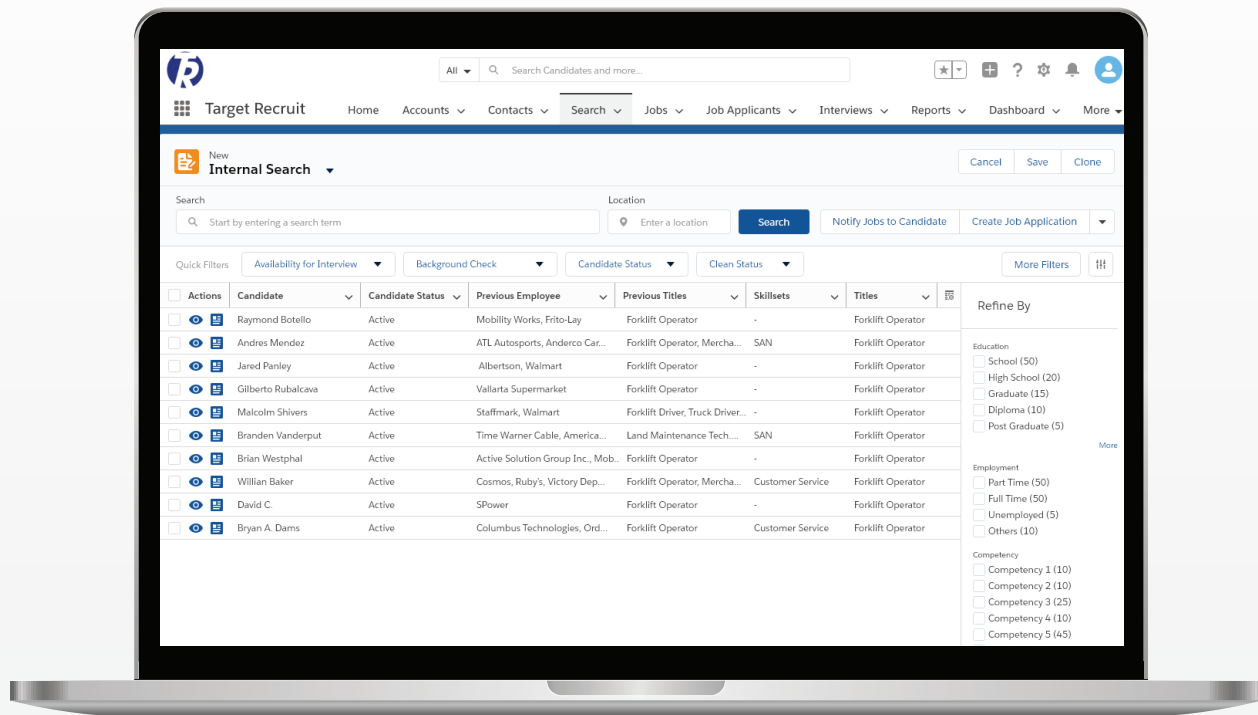
Clients can also set candidate-to-job field filter criteria to return the most applicable matches. For example, the system can exclude closed and filled jobs and candidates that are actively on assignment from the automatch results.

Geographical radius searches can also be applied to return candidates and jobs within a specified radius of the zip/postal code.



## Step 2 : Match Display

TargetRecruit displays a list of the matched candidates and jobs on the automated search.



## Step 3 : Further Action

You can select one, many or all automatched candidates and jobs, and notify them of the job, create job applicants, add to a Hotbook, trigger Smart Review or Quick Review for cold calling, send mass emails or further filter the list based on your requirements.

