



Fall '22 **Release Notes**

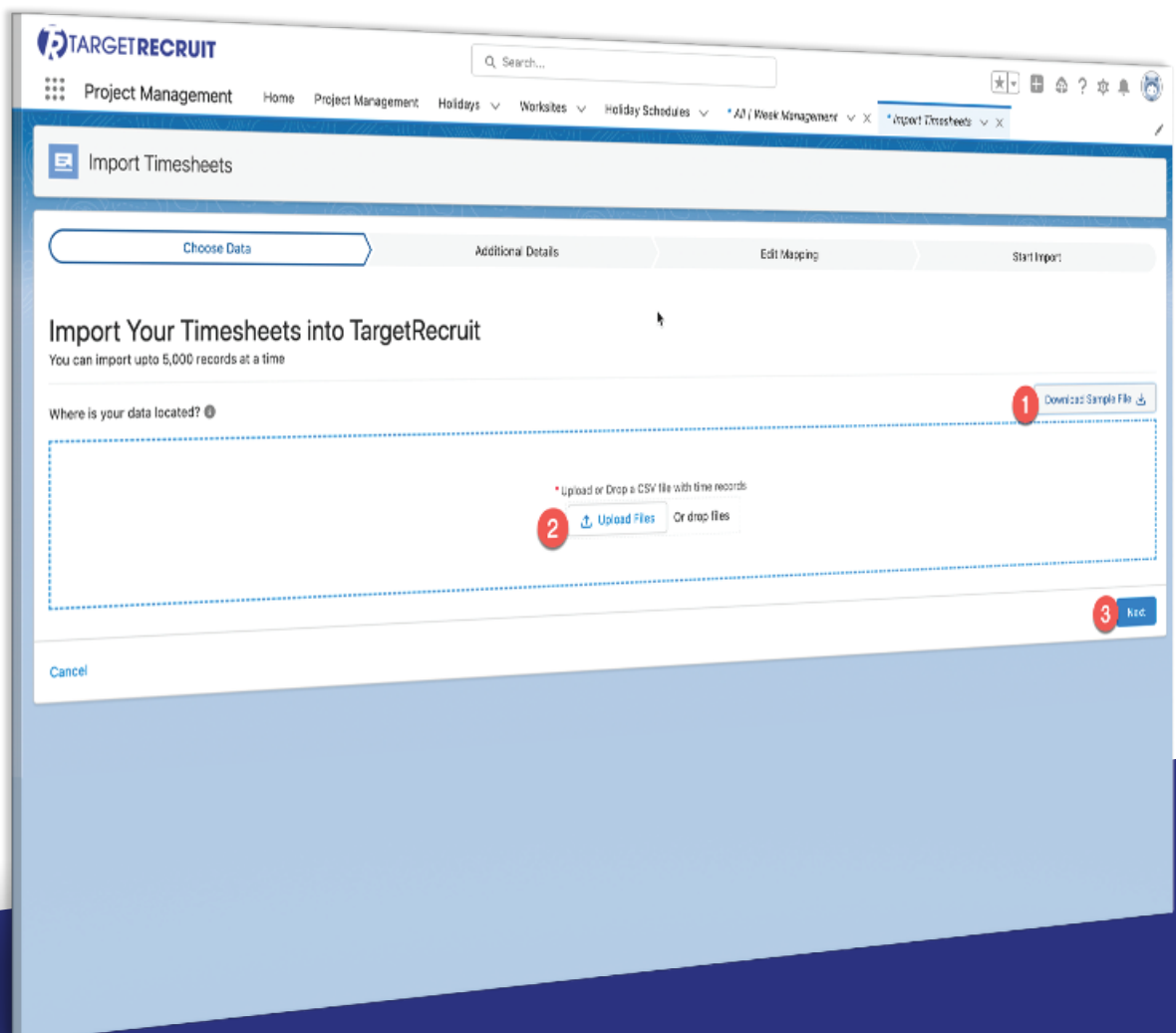
Enhancements

Timesheet Import Tool

The Timesheet Import Tool enables TargetRecruit users to upload .csv timesheet files generated from external timekeeping tools or those generated manually by managers/users. The tool also offers guidance in formatting .csv files so fields can be mapped to their equivalents in TargetRecruit.

The process begins by:

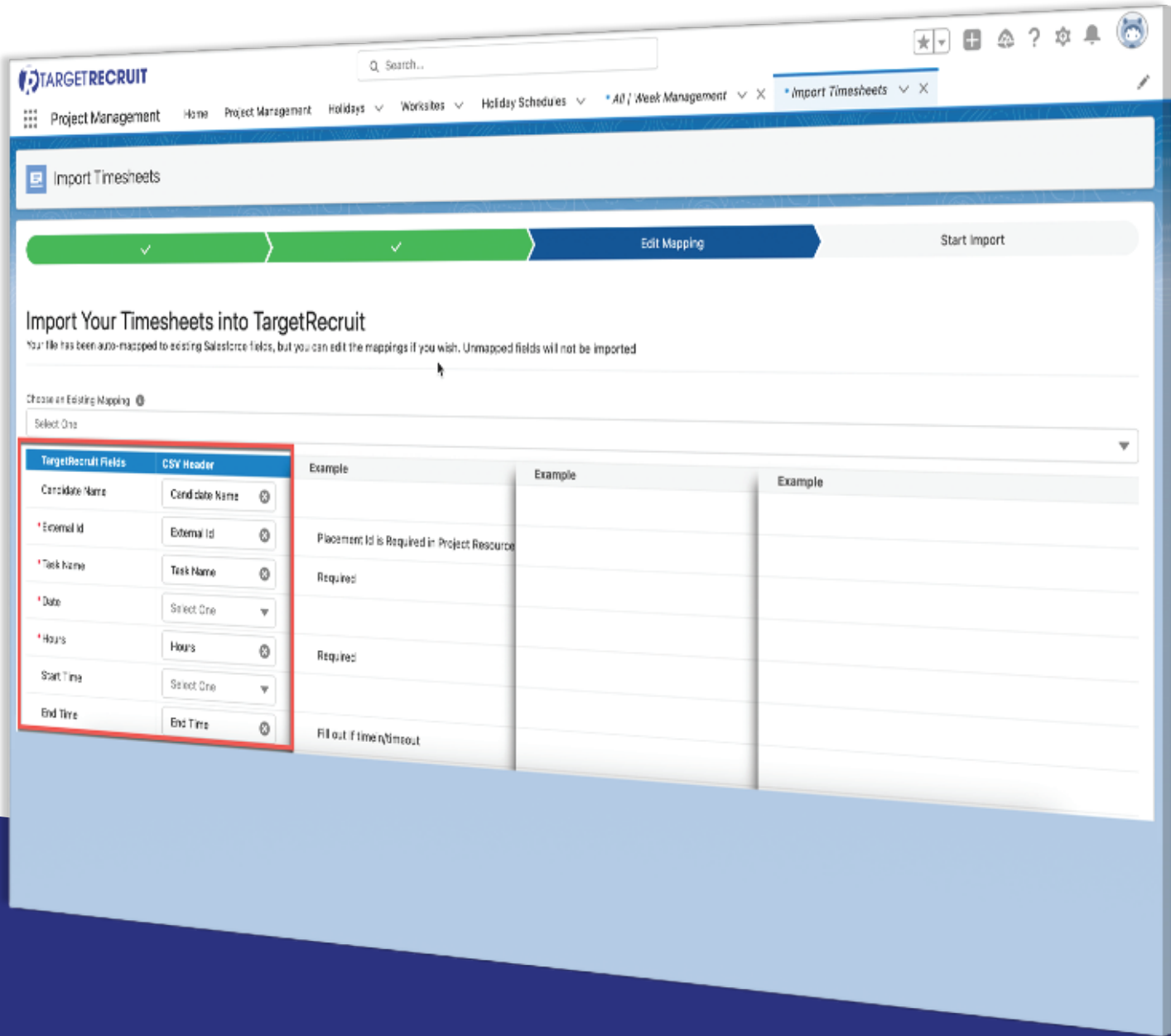
- Viewing a sample .csv file that demonstrates the fields and formatting needed for a successful upload.
- Selecting where the system can find your .csv file, or you can click and drag the file to the box.
- Clicking Next to proceed.



After specifying which external timekeeping tool was used to generate this timesheet (#1) and the date format used by your timesheet file, you can edit your data mapping format.

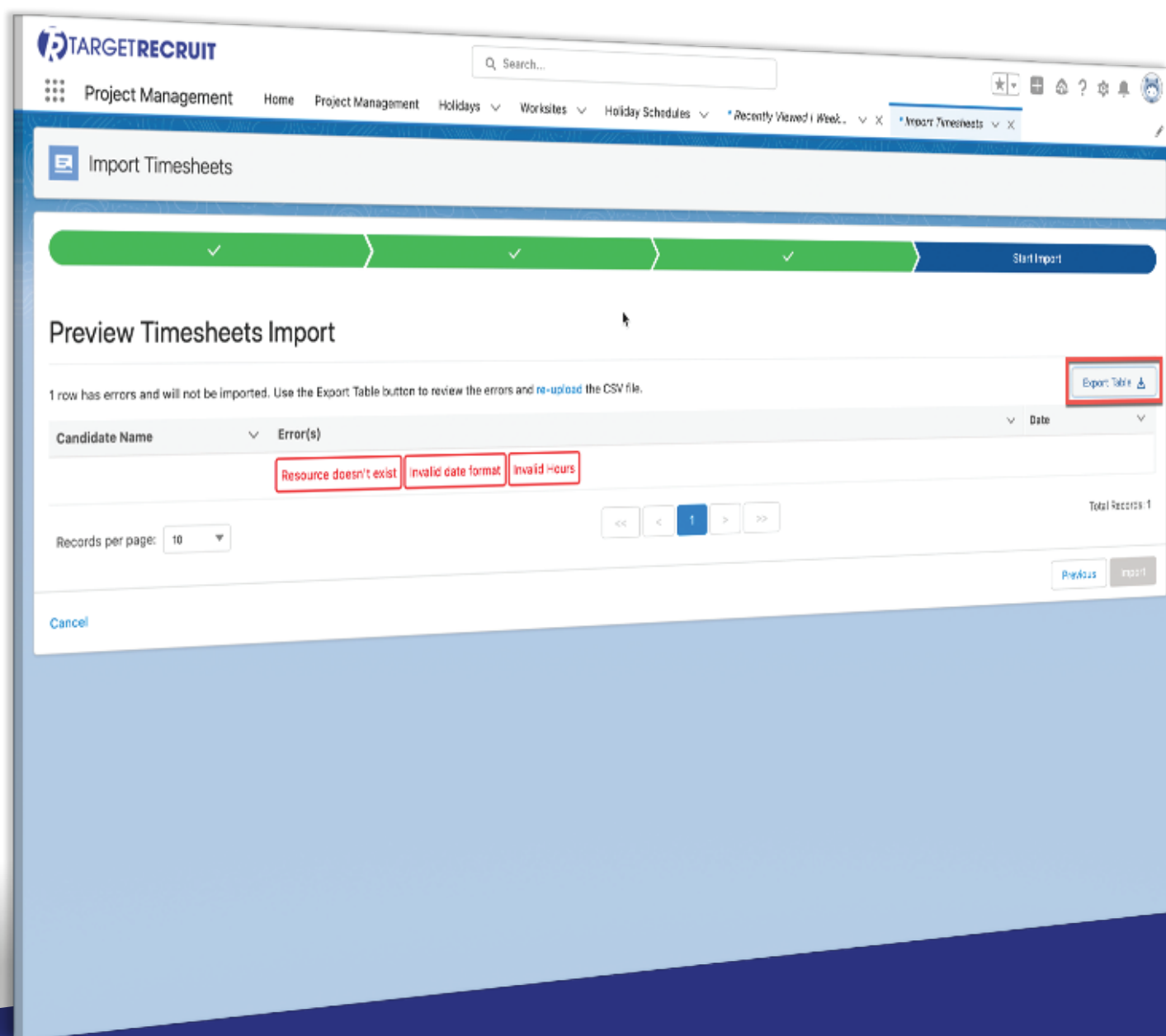
On Edit Mapping, you can specify the TargetRecruit fields that equate to the column headers provided by your .csv file. Some fields are required and are noted with a red asterisk. The tool will also show representative data from your file to validate the correct field mappings.

Mappings are saved, so there is no need to remap fields if you have used this .csv format in the past. Simply select a mapping under the Choose an Existing Mapping dropdown.

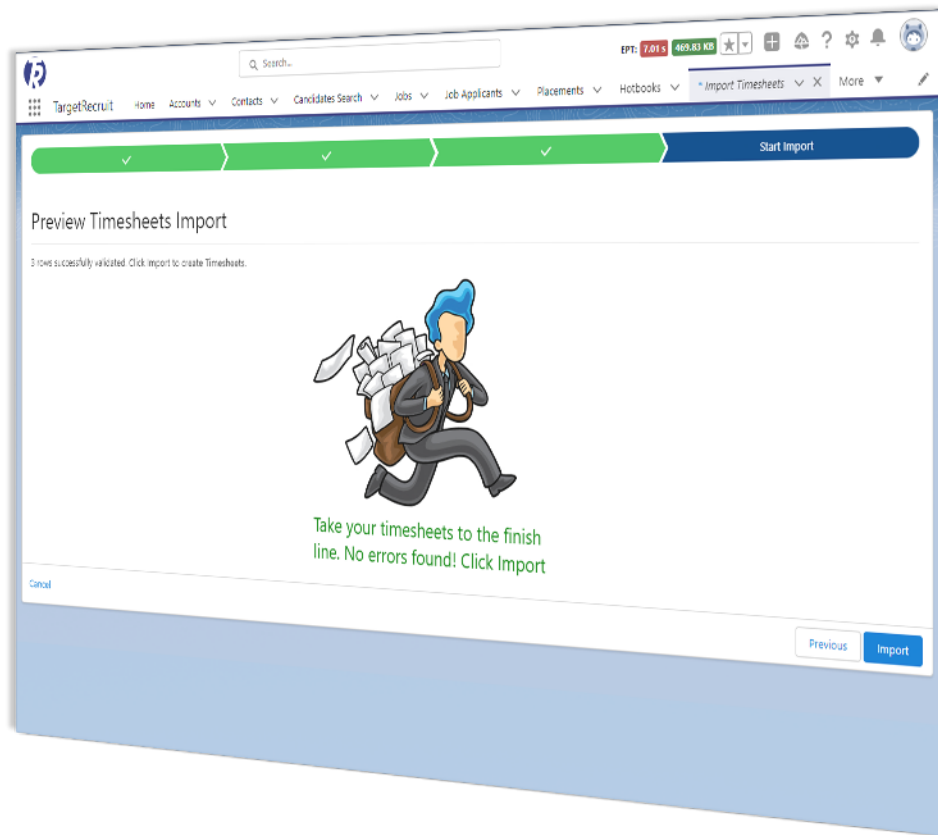


Finally, you can validate the data from your .csv file. If your data merges correctly with the mapped fields, you will receive a message of success and can begin the import process.

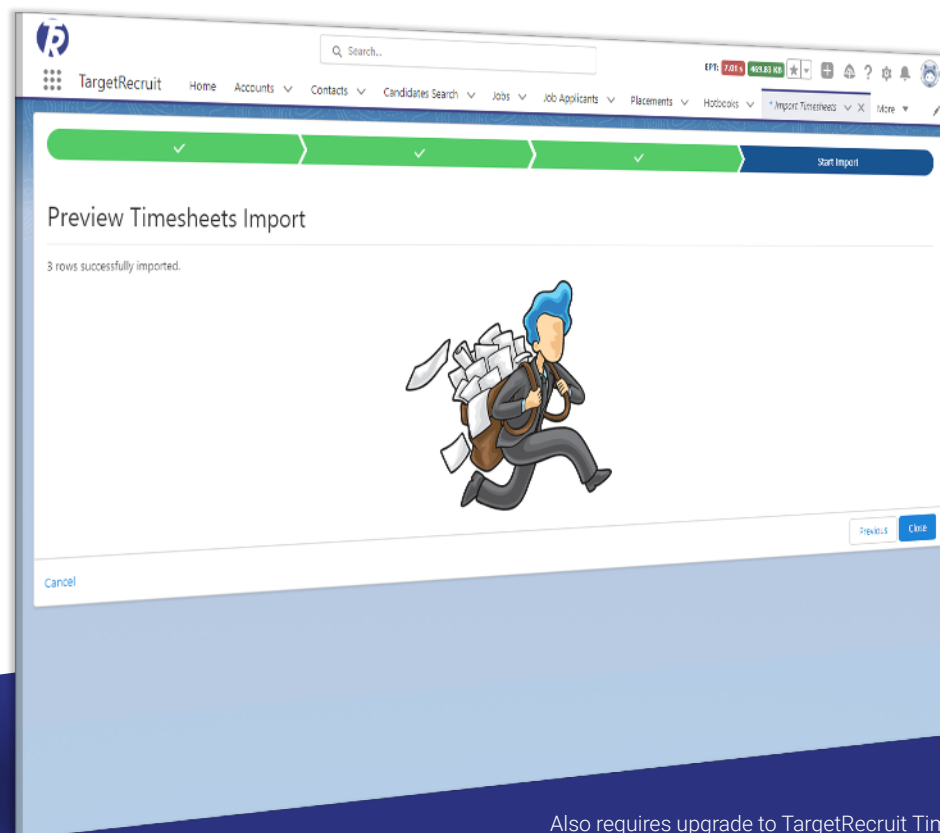
In the validation process, the system also highlights individual records that clash with your selected mapping. It will generate errors to demonstrate how those individual records did not fit the merge. You can receive a new .csv file to manually edit and reupload.



Once your data is clean, the system is prepared for your import and displays a final invitation message.



After the import, you are greeted with a success message and can close out of the Timesheet Import tool.

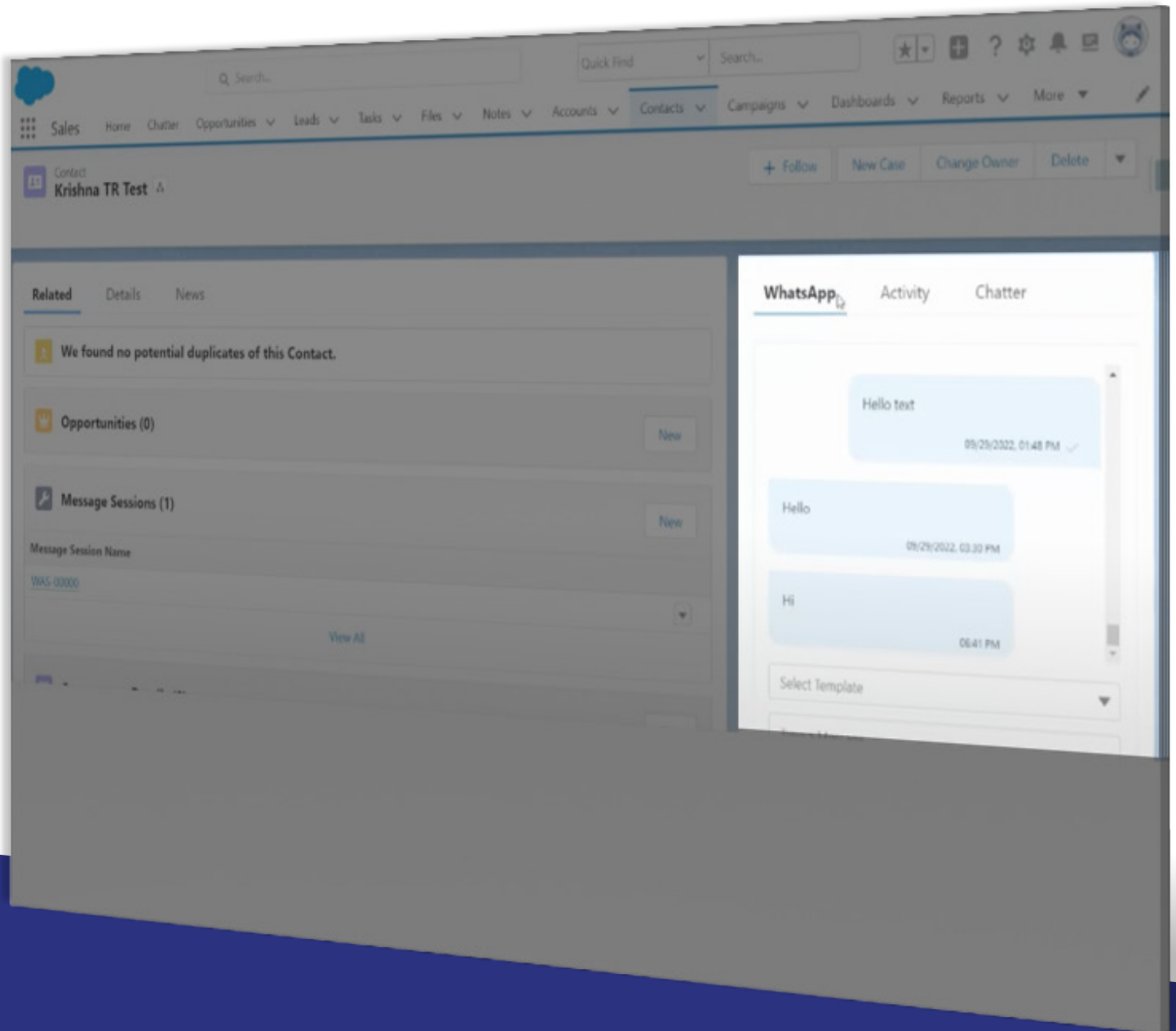


Also requires upgrade to TargetRecruit Timesheet (TMS) package 2.56.

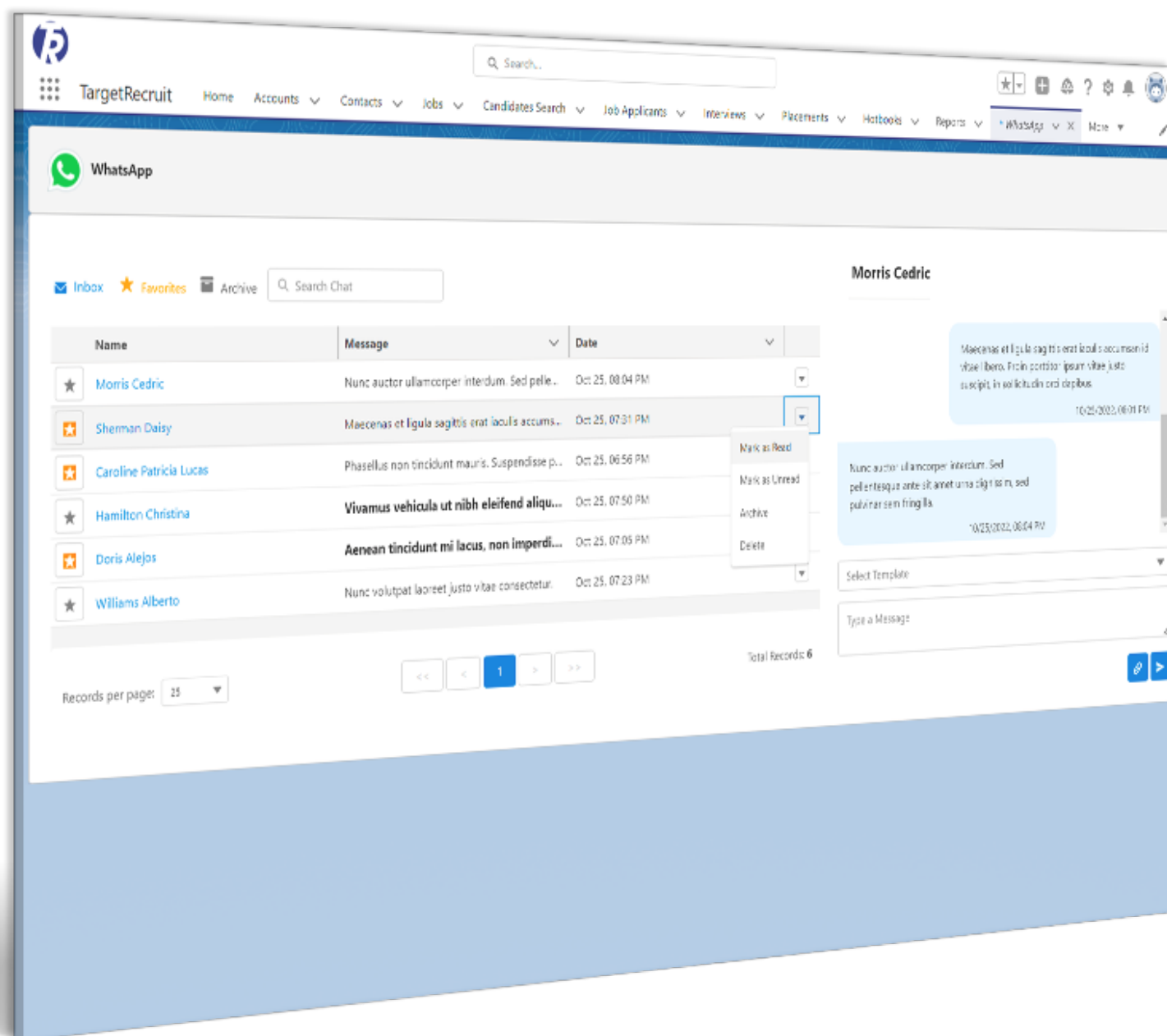
WhatsApp Integration

Communicate with Candidates and other contacts through the world's most popular messaging platform.

By integrating with WhatsApp, you can securely begin messages using predefined templates and respond to contacts directly from their Contact page. You can even send files back and forth, which will automatically be related to the Contact object for up-to-date records of correspondence.



All WhatsApp conversations will be captured in a consolidated view, serving as a central messaging hub within TargetRecruit and a speedy way to keep up with all your Candidates.



Also requires upgrade to TargetRecruit Integrations (TRINTG) package 1.51

Google Geocoding Integration

TargetRecruit now uses Google Maps to provide geocoding and location services outside of the US and UK. This development has expanded the available countries from which to search in functions like Candidate Search to the following:

- Austria
- Bulgaria
- Cyprus
- Denmark
- Finland
- Germany
- Hungary
- Italy
- Lithuania
- Malta
- Poland
- Romania
- Slovenia
- Sweden
- Belgium
- Croatia
- Czech Republic
- Estonia
- France
- Greece
- Ireland
- Latvia
- Luxembourg
- Netherlands
- Portugal
- Slovakia
- Spain
- Switzerland

Firebase URL Shortener Integration

URL shortening is now provided by Google's no-cost Firebase framework, replacing Bitly. More information can be found in this release's upcoming Configuration Guide.

Also requires upgrade to TargetRecruit Integrations (TRINTG) package 1.51

Preparation for Salesforce Enhanced Domains

In Spring 2023, Salesforce will complete their transition to enhanced domains to comply with stricter security standards. This has necessitated an upgrade to TargetRecruit's CMS package to maintain connectivity to certain portal pages, namely registration and forgotten password pages. Please make this upgrade as soon as possible. For more information, visit <https://targetrecruit.com/enhanced-domains/>

Bug Fixes

Inaccurate Parsing Progress

The system would sometimes incorrectly estimate the amount of time needed to parse resumes. More details on parsing progress have now been provided.

Quick/Smart Review Show Keyword/Resume Button

The Show Keyword/Show Resume toggle buttons on Quick or Smart Review would sometimes not function. This has been resolved.

Contact Pages Automatically Scrolling (Chrome update issue)

When opening a contact's detail page, the page would sometimes automatically scroll down to another section due to a Google Chrome code change. This has been resolved.

Duplicate Candidate IDs When Using Mass Resume Uploading

The system would sometimes create duplicate Candidate IDs when uploading many resumes via .zip file. This has been resolved.

No Preview in Smart Review with Certain Keyword Formatting

If certain formatting was used in the keywords field when searching for Candidates, Smart Review would not provide a preview in the search results. This has been corrected.

Enhancements

- /// Timesheet and expense managers can now add a signature for timesheet approval
- /// Rounding rules can now be disabled at the Task level
- /// Employees can now view submitted time and comments even after timesheet submission

Bug Fixes

- /// The loading icon (spinner) would not display when uploading a new expense file. This has been corrected.
- /// In the Timesheet portal, if the military time setting were active, that format would only display for values over one hundred. This has been corrected.
- /// The system would occasionally save time entries with decimal places incorrectly. This has been corrected.
- /// The system would add hours for holidays created in November and December to the corresponding dates in January and February as well. This has been corrected.
- /// The system would allow time entries in the portal that did not correspond with the format chosen in Settings. This has been corrected.
- /// The system would sometimes generate an error message when time amounts less than an hour were entered in decimal format with no leading 0 (ex: .25 for 15 minutes). This has been corrected.
- /// The system would sometimes allow duplicate timesheet entries to be created and submitted. This has been corrected.
- /// Certain time values would be improperly rounded on the Approval page compared to how they were entered in the Portal. This has been corrected.
- /// Due to formatting errors, the system would sometimes round time entered in the timesheet down by one second. This has been corrected.
- /// When the portal time display format was set to "number", some long decimal strings of time calculations could generate errors. This has been corrected.
- /// When the Notify Approver button was used in Week Management, the system would notify all approvers, even those who had already approved the week. This has been corrected.